


# The Bee Line

Pineywoods Beekeepers Association

Next meeting TBA

<https://www.pineywoodsbeekeepers.org/>

Volume 20 Issue 9



September 2020

Due to all the uncertainty regarding Covid, the PBA Board has decided to suspend meetings and activities for the foreseeable future, including Bee School, meetings, and the *Bee Line*. Zoom meetings didn't go as well as expected and weren't as well-attended as we'd hoped. Board nominations will take place when we are able to meet in person, and elections will be held the following month.

## What's Buzzing

Kids and Bees has partnered with Minecraft: Education Edition to produce a new world with three lands to explore: The Beehive, Beetopia, and The Farm. Each has a suite of lesson plans and teacher's guides that can be used in the classroom and at home for homeschooling. For more info, visit <https://www.beegirl.org/blog/minecraft>



**HONEY SAVES HIVES™**

For the month of September, the National Honey Board is partnering with Kashi, Justin's, and Frönen to raise money for honey bee research. Each of these brands uses honey in their products, and each will be making a donation in September to an organization focused on honey bee health. <http://honeysaveshives.com/>

10/24 – **Texas Honey Show**. This is usually held in conjunction with the TBA Annual Convention. The convention will be held on-line this year. Details to follow. Follow this link for info about the Honey Show and Mead Competition <https://texasbeekeepers.org/texas-honey-show-2020/>



**“Love Honey Bees” specialty license plate now available!** Show your love for honey bees by purchasing the “Love Honey Bees” specialty license plate from the TxDMV website. Navigate on your phone or web browser to [www.txdmv.gov](http://www.txdmv.gov). Click on the Specialty License Plates button (with the dogs on it) in the application section. Type “Love Honey Bees” in the plate search box, click on the plate image, and you're there! You don't have to wait for your normal vehicle registration cycle. You can order your new plate today! Every new plate and yearly re-registration will donate \$22 to the Texas Honey Bee Education Association (THBEA). Your funds will support THBEA projects such as youth education programs, beekeeper education, development and dissemination of honey bee related information to the general public, and honey bee research and advocacy. THBEA is a controlled entity of the Texas Beekeepers Association and is an IRS registered 501(c)(3) non-profit charitable entity.



### **Second Steps in Beekeeping Online Series**

Hosted by Texas A&M AgriLife. Speakers from a commercial beekeeping operation and the Texas Apiary Inspection Service will be participating in this event. This course will go into much more depth about bee diseases and pests and how to manage them. Other topics include recognizing signs of stress and what to do about it, requeening, making splits, and much more!

This is a 4 part class, live online September 16, 17, 23, and 24 from 6:00-7:30pm (CST). It will also be recorded so you can watch at another time if you cannot make it the evening of the events. Registration is \$35 at <https://agriliferegister.tamu.edu/productListingDetails/3163>. You will receive an email confirmation and link to the webinar, so be sure to enter your email properly! If you have any questions about this program, please contact Molly Keck, IPM Program Specialist with the Bexar County AgriLife Extension Service ([mekeck@ag.tamu.edu](mailto:mekeck@ag.tamu.edu)).

### **At-Home Beekeeping Series**

The series is free of charge. Time for Q&A included. Meetings are 6:30-7:30 pm CST.

- Sept 29: Winter bee biology & management, with Jack Rowe (Alabama Extension)
- Oct 27: Creating & maintaining a wildflower meadow, with Anthony Abbate (Auburn)
- Nov 24: Getting started and staying in beekeeping, with Jeff Harris (Mississippi State)
- Dec 29: Beekeeping boxing day sales, with vendors & Geoff Williams (Auburn) & Anne Marie Fauval (Bee Informed Partnership)

Watch via Zoom Webinar <http://auburn.zoom.us/j/904522838>  
or Facebook Live: <https://www.facebook.com/LawrenceCountyextension/>



Did you know...?


Workers are female and make up ~90% of the colony. They progress through a series of age-related jobs. Her stinger is barbed; when she stings a mammal, the stinger is left behind, causing internal damage that results in her death. Occasionally a worker lays eggs, but she will never produce female offspring, only male.

### Buy and Sell

Wanted: Jay Jelinek is looking for a 9-frame manual radial extractor on legs. [jjelinek1020@gmail.com](mailto:jjelinek1020@gmail.com) or 936-637-4963

For sale: Varroa-resistant bees – 5-frame nucs (established comb/feed/brood/proven new queen) in your box in Groveton, \$120. Call for availability and reserve. FLOYD BEES/Rodger Floyd - After dark 936-831-2818 [floyd@consolidated.net](mailto:floyd@consolidated.net)

Beekeeping supplies are available at Atwoods in Nacogdoches, Lone Star Farm & Home Center in Nacogdoches and Corrigan, Lufkin Farm Supply & Nursery in Lufkin, Circle Three Feed in Jasper, Motts Hardware/TKC Knives in Spurger, Fairmount Lumber & Hardware in Hemphill, and Tractor Supply in Center, Hemphill, Lufkin, and Nacogdoches. Shipley's Donuts has buckets with tight-fitting lids for inside-hive pail feeding - just make the holes. \$1 for small, \$2 for larger size.



### Seasonal Tips

Robert Jones

September is another normally hot month but proves to be a transition time from no nectar flow to the fall weed flow at about the third week of the month in Deep East Texas.

The last queens and splits should be finalized and completed before the third week. Anything that is bad or not quite right should be remedied by removal of the queen. You only want good thriving queens going into this final phase before winter time.

Complete all evaluations of every hive and be satisfied with your evaluations. The last look will come at the end of the weed honey flow and you may need to stack together some more supers at that time.

Get an extra super on everything before the third week to capture 40 to 60 lbs of honey for wintering for every hive. The resources and the number of bees going into the winter will decide if they make it or not through the coming winter. Every hive, at a minimum, will need a medium honey super, or at best, an extra deep super to have enough resources. This should be your goal for every hive.

## Comb-Grown Goodness

### Healing Salve Recipe

<https://wellnessmama.com/3520/homemade-healing-salve/>

- 2 cups olive oil (or almond oil)
- 1 tsp echinacea root (optional)
- 2 TBSP comfrey leaf
- 2 TBSP dried plantain leaf
- 1 TBSP calendula flowers (optional)
- 1 tsp yarrow flowers (optional)
- 1 tsp rosemary (optional)
- ¼ cup beeswax pastilles

Infuse the herbs into the olive oil:

Either combine the olive oil and herbs in a jar with an airtight lid and leave 3-4 weeks, shaking daily, OR heat the olive oil and herbs over low heat in a double boiler for 3 hours (low heat!) until the oil is very green.

Make the salve:

Strain the herbs out of the oil by pouring through a cheesecloth. Let all the oil drip out and then give the herbs a squeeze to get the remaining oil out. Discard the herbs. Combine the infused oil and beeswax in a double boiler. Heat over low heat, stirring occasionally, until the wax is melted. Pour into small tins, glass jars, or lip chap tubes and use as needed.

Notes: Use on cuts, bruises, stings, poison ivy, and skin irritations. It also helps diaper rash and baby skin irritations -- just make sure to line cloth diapers first.

### The BEST Reusable Beeswax Wrap Recipe

<https://blog.mountainroseherbs.com/the-complete-guide-to-diy-beeswax-wraps-including-a-beeless-vegan-food-wrap>

*Makes (2 to 3) 12 x 12 inch cloths.*

- 100% cotton fabric, organic if possible
- 0.35 oz sustainably sourced pine resin
- 1.25 oz beeswax pastilles or grated beeswax
- 1 Tbsp organic jojoba oil
- Large popsicle stick or other compostable stirrer
- Parchment paper
- Dedicated paint brush

Wash and dry fabric. Cut fabric into desired shapes and sizes.

Place pine resin, beeswax, and jojoba oil in a double boiler or glass measuring cup and set in a saucepan. Add water to saucepan until




the mixture inside the double boiler or measuring cup is below waterline. Turn burner to medium-high heat. Preheat oven to 300° F. Meanwhile, allow ingredients to melt and meld together, about 20 to 25 minutes.

Cover large cookie sheet with a sheet of parchment paper larger than your biggest piece of fabric. Spread a fabric piece (or pieces, depending on size) flat on parchment paper. Brush mixture lightly onto fabric. It might solidify, which is fine, as you'll be able to redistribute later. It's easy to oversaturate, so remember that it's easier to add more than take the excess away.

Put cookie sheet in oven for 2 minutes, or until fabric looks wet. Remove from oven and look for any dry spots. Brush mixture over these uncovered areas, applying more coating as needed. If you notice unevenness after adding more, you can place it back in the oven for a few minutes to smooth.

Place the next wrap(s) you are going to make on top of the finished fabric to soak up any excess coating mixture. Work quickly, as you don't want the wax to begin to solidify. Once you've pressed any excess onto the new cloth, peel apart and hang your completed wrap(s) to dry. Drying only takes a few minutes.

Repeat steps with additional pieces of fabric until you are out of coating mixture.



A dead pecan tree was home to some bees near Rachel Payne's childhood home. Pictures taken by her father. Olivia Payne snapped a shot of a bee in their garden.